



# XF Series LPG&Dual Fuel&Diesel Pneumatic Tire Forklift

with capacities of 3,000 to 7,000lbs

*The World of Hangcha*  
SINCE 1956



# Simple/ Solid/ Smart

In the XF Series, Hangcha brought together the experience of more than 30 years building forklifts and the latest forklift technologies, the result is superior in efficiency, environmental friendliness, comfortable operation, reliability, safety. The XF Series, produced from careful research and development, represent a true solution to needs from environment, operator and owner.





25  
HANGCHA

# GCT K25/K21 Engine



## North America certified engine

High power and high torque, favorable clean emission, and excellent fuel economy;

Emission standard of the engine is in compliance with EPA/CARB Tier2;

Electronically controlled engine.

# TIER 2



Interactive instrument: The instrument adopts 4.0-inch color LCD display with four interactive buttons, and has one CAN bus communication function. The communication protocol is compatible with CANopen and SAE J1939 standards.

## Comfortable Operation



In developing the XF Series, comfort and ease of operation is carefully considered, for example, to improve vibration levels, compound engine damper and full floating power train are adopted. Comfortable operating environments for operator also contribute to increased productivity.



In addition to rubber damper between frames and steering axle, compound engine damper and full floating power train achieve flexible connection between frames and driving system, as a result, traveling vibrations and vibrations from the driving system are significantly reduced.



The enlarged capacity of optimized exhaust muffler, the intake muffler and the noise shield technologies provide significantly lower noise levels.

1. The new, relocated easy-to-see LCD meter lets the operator check on all aspects of operational status at a glance.
2. The new automobile-style light/turn-signal lever and forward-reverse lever are ergonomically designed and arranged to improve comfort and productivity.
3. The small diameter steering wheel with tilt adjustment provides the ideal operating position. The superior responsiveness of the steering wheel optimizes maneuverability even in narrow spaces.
4. The parking brake is specially developed. The operational force is reduced by 30%.
5. The automobile-style suspended pedals provide more ergonomic operation.

# HANGCHA be with you at every stage


Efficient, reliable solutions for your demands

## TIER 4F

With Hangcha you can meet all Tier 4f emissions standards which provides customer demands for value, innovation and performance. The technologies include common rail fuel systems, diesel oxidation catalysts (DOC) and diesel particulate filters (DPF). Designed and optimised to every engine model, our forklift truck maximises efficiency and reliability.



Interactive instrument: The instrument adopts 4.0-inch color LCD display with four interactive buttons, and has one CAN bus communication function. The communication protocol is compatible with CANopen and SAE J1939 standards.




**KUBOTA V2607-CR-E5B**



# Comfortable Operation

Optimal visibility in all directions create the best conditions for high productivity through relaxed and safe working.



The extra foot space is provided to reduce operator fatigue significantly. The new wide-open, non-slip step makes getting in and out easy and safe.

The optional Electro-hydraulic proportional control system contributes more sensitive and precise load handling. The easy-to-operate levers provide total load handling operation. An armrest is provided to reduce fatigue.

In addition to the soft landing system, the soft lifting system is adopted (front lifting cylinders of triplex mast and full free duplex mast), as a result, the noise and shock of the mast significantly decreases.

# Reliability

By focusing on enhancing reliability, reducing downtime, the XF series is able to make the greater productivity for customer.



The new aluminum alloy transmission with full floating structure features excellent heat dissipation capability, more and thicker disc meet the most demanding applications.



The new vehicle controller integrates all electrical components, features excellent durability for temperature, water and vibration for most demanding operation.



The new stamped air cleaner featuring tangential intake, double seal with safety filter is durable, corrosion-free and vibration-resistant, provides better filter efficiency and lower intake resistance than the previous.



The developed front lifting cylinders with smaller outer diameter give the operator superior forward visibility.

The double lifting cylinders provide better forward visibility.



XF series features rugged design, stamped frame and engine hood, stamped instrument panel and head guard, heavy profile rail mast combine to provide excellent rigidity, which ensures outstanding reliability even in heavy-duty work.



Extra capacity combined radiator with serpentine wave and optimized heat dissipation channel enhance the heat dissipation capability to keep engine reliability even in heavy-duty applications.

# Easy Maintenance



Careful design facilitates inspection and servicing. Easy maintenance reduces the amount of downtime and helps to reduce cost also.

The cover on the Panel can be lifted up simply to check the brake fluid.

The two-piece design makes the floorboard easy to lift and remove for access to the power train.

The easy-to-operate latch provides quick access to the engine compartment.

The fasteners of the radiator cover can be turned easily by hand to enable quick inspections or servicing.

# Safety

A wide range of technologies are applied to ensure absolute safety for both the operator and those in the surrounding.



The locking device of the engine hood damper and parking brake help add to safety.



An optional rear-pillar assist grip with a horn button enhances safety of operator while traveling in reverse.



- 1.** The operator presence sensing system incorporates lifting/tilting and traveling locking function. When the operator leaves the seat, the system automatically locks lifting / tilting and disables traveling to ensure safety.
- 2.** A throttling device is adopted to avoid the mast being out of control even some pipes are broken.



# Standards

Transmission	Steering	Chassiss	Control	Hydraulic
<ul style="list-style-type: none"> <li>/ Suspended transmission</li> <li>/ Oil filter</li> <li>/ Dipstick</li> <li>/ Oil cooler</li> <li>/ Non-asbestos brake</li> </ul>	<ul style="list-style-type: none"> <li>/ Full hydraulic power steering</li> <li>/ Smaller diameter steering wheel</li> <li>/ Adjuster of steering wheel</li> </ul>	<ul style="list-style-type: none"> <li>/ Skidproof pedal</li> <li>/ Rubber pedal</li> <li>/ Engine hood spring</li> </ul>	<ul style="list-style-type: none"> <li>/ Power steering</li> <li>/ Suspension pedal</li> <li>/ Integrated combination switch</li> <li>/ Cable parking brake</li> </ul>	<ul style="list-style-type: none"> <li>/ Dynamic load sending control valve ( Diesel IC )</li> <li>/ Hydraulic oil filter</li> <li>/ Tilt cylender self-locking valve</li> <li>/ Hydraulic oil dipstick</li> </ul>


Truck	Power	Electronics	Mast
<ul style="list-style-type: none"> <li>/ Traction device</li> <li>/ Handhilds</li> <li>/ Standard seat</li> <li>/ Standard overhead guard</li> <li>/ Waterproof cover on the guard</li> <li>/ Back view mirror</li> <li>/ Air pneumatic tire</li> </ul>	<ul style="list-style-type: none"> <li>/ Big capacity aluminum radiator</li> <li>/ Little tank</li> <li>/ Whirlwind air cleaner</li> <li>/ Safety filter</li> <li>/ High-efficient intake muffler</li> <li>/ High-efficient exhaust muffler</li> </ul>	<ul style="list-style-type: none"> <li>/ LED headlamp</li> <li>/ High-efficient LED rear lights</li> <li>/ Service-free start battery</li> <li>/ Combination controller</li> <li>/ LCD display</li> <li>/ Neutual switch</li> <li>/ Timee meter</li> <li>/ Fuel gauge</li> <li>/ Water temperature gauge</li> <li>/ Pre-heat indicator</li> <li>/ Charging indicator</li> <li>/ Engine fuel pressure warning</li> <li>/ Transmission oil pressure warning</li> <li>/ Horn</li> <li>/ Reversing uzzer</li> <li>/ Power off</li> </ul>	<ul style="list-style-type: none"> <li>/ Standard wide view duplex mast</li> <li>/ Standard forks</li> <li>/ Standard fork carriage</li> <li>/ Standard load back rest</li> <li>/ Mast speed limiting valve</li> <li>/ Load safety valve</li> <li>/ Mast down buffer device</li> <li>/ Mast up buffer device</li> <li>/ Side roller</li> </ul>

# Options

Truck	Transmission	Power	Hydraulic	Electronics	Mast
<ul style="list-style-type: none"> <li>/ Full cabin</li> <li>/ Cabin heater</li> <li>/ Front window with wiper</li> <li>/ Solid pneumatic tires</li> <li>/ Non-mark tire</li> <li>/ Suspension seat</li> <li>/ Fire Extinguisher</li> <li>/ Cover of tilt cylender</li> <li>/ Higher overhead guard</li> <li>/ Rear grip handle</li> <li>/ Customized color</li> <li>/ Operator presence system</li> <li>/ Boot for tilt cylinder</li> <li>/ Counterweight net</li> </ul>	<ul style="list-style-type: none"> <li>/ 2-D wheel</li> </ul>	<ul style="list-style-type: none"> <li>/ Big capacity copper radiator</li> <li>/ Overhead guard exhaust system (only for diesel)</li> <li>/ Counterweight exhaust system</li> <li>/ Air pre-cleaner</li> <li>/ Radiator screen</li> <li>/ LPG Swing out metal bracket</li> <li>/ LPG Swing down metal bracket</li> <li>/ Exhaust fan protector</li> </ul>	<ul style="list-style-type: none"> <li>/ Auxillary hydraulic valve</li> <li>/ Electro-hydraulic proportional control system</li> <li>/ Return oil filter</li> </ul>	<ul style="list-style-type: none"> <li>/ Front working light</li> <li>/ Rear working light</li> <li>/ Strobe light</li> <li>/ Oil-water seperator warning</li> </ul>	<ul style="list-style-type: none"> <li>/ Duplex wide view free-lift mast</li> <li>/ Triplex wide view free-lift mast</li> <li>/ Triplex wide view 4-cylinder free-lift mast</li> <li>/ Special forks</li> <li>/ Wider fork carriage</li> <li>/ Wider load back rest</li> </ul>

# Optional Attachments

- / Paper roll clamp
- / Rotating bale clamp
- / Load stabilizer
- / Multi-drum clamp
- / Bale clamp
- / Drum clamp
- / Dumping clamp
- / Crane arm
- / String Pole
- / Sideshifter
- / Rotating forks
- / Fork extensioner
- / Load release device
- / Carton clamp
- / Push-pull device
- / Bucket
- / Hook
- / Lengthened fork



## XF series 3,000~7,000 lb forklift specification

Distinguishing mark	1.1	Manufacturer					
		HCFA Model		FP15	FP18	FP20	FD20
	1.2	Manufacturer's type designation		CPYD15-XW81F	CPYD18-XW81F	CPYD20-XW71F	CPCD20-XW97F
	1.3	Drive: electric (battery or mains), diesel, petrol, fuel gas		LPG	LPG	LPG	Diesel
	1.5	Rated capacity/rated load	Q (lb)	3000	3500	4000	4000
	1.6	Load centre distance	c (in)	24	24	24	24
	1.8	Load distance, centre of drive axle to fork	x (in)	16	16	18.3	18.3
		Rear overhang	in	16	16.9	16.3	16.3
	1.9	Wheelbase	y (in)	58	58	65.0	65.0
Weight	2.1	Service Weight	lb	5830	5874	7491	7491
	2.2	Axle loading, laden front/rear	lb	8052/1078	8789/1144	10351/1540	10351/1540
	2.3	Axle loading, unladen front/rear	lb	2728/3102	2695/3388	3542/3949	3542/3949
Tyres, chassis	3.2	Tyre size, front		6.50-10-10PR	6.50-10-10PR	7.00-12-12PR	7.00-12-12PR
	3.3	Tyre size, rear		5.00-8-10PR	5.00-8-10PR	6.00-9-10PR	6.00-9-10PR
	3.6	Tread, front	b <sub>10</sub> (in)	35.4	35.4	38.0	38.0
	3.7	Tread, rear	b <sub>11</sub> (in)	36.2	36.2	38.3	38.3
Dimensions	4.1	Tilt of mast/fork carriage forward/backward	$\alpha/\beta(^{\circ})$	6/12	6/12	6/12	6/12
	4.2	Height, mast lowered	h <sub>1</sub> (in)	78.5	78.5	80.1	80.1
	4.3	Free lift	h <sub>2</sub> (in)	6.1	6.1	5.5	5.5
	4.4	Lift	h <sub>3</sub> (in)	118.1	118.1	118.1	118.1
	4.5	Height, mast extended	h <sub>4</sub> (in)	155.7	155.7	159.3	159.3
	4.7	Height of overhead guard (cabin)	h <sub>6</sub> (in)	83.7(86.8*)	83.7(86.8*)	84.1(87.2*)	84.1(87.2*)
	4.20	Length to face of forks	l <sub>2</sub> (in)	90	90.9	99.6	99.6
	4.21	Overall width	b <sub>1</sub> (in)	42.5	42.5	45.5	45.5
	4.22	Fork dimensions ISO 2331	s/e/l (in)	1.4×3.9×36.2	1.4×3.9×36.2	1.6×4.8×42	1.6×4.8×42
	4.31	Ground clearance, laden, below mast	m <sub>1</sub> (in)	4.5	4.5	4.5	4.5
	4.32	Ground clearance, centre of wheelbase	m <sub>2</sub> (in)	5.5	5.5	5.9	5.9
	4.35	Turning radius	W <sub>a</sub> (in)	78.3	79.3	85.8	85.8
		*Min. right angle stacking aisle width (Add load length and clearance)*	in	94.3	95.3	104.1	104.1
Performance data	5.1	Travel speed, laden/unladen	mph	(-/12.4)	(-/12.4)	(-/11.8)	(-/11.5)
	5.2	Lift speed, laden/unladen	ft/min	104.4/-	104.4/-	110.2/-	118/-
	5.3	Lowering speed, laden/unladen	ft/min	98.4/-	98.4/-	98.4/-	98/-
	5.5	Drawbar pull, laden/unladen	lbf	4271	4271	(4720/-)	4388/-
	5.7	Gradeability, laden/unladen*	%	(37/-)	(37/-)	(33/-)	(25/-)
Combustion-engine	7.1	Engine manufacturer/type		GCT/GK21LPG CERT	GCT/GK21LPG CERT	GCT/GK25LPG CERT	KUBOTA V2607-CR-E5B
		Emission STD		EPA/CARB Tier 2	EPA/CARB Tier 2	EPA/CARB Tier 2	EPA/CARB Tier4 F
	7.2	Engine power	HP	54	54	61	50.2
	7.3	Rated speed	r/min	2700	2700	2700	2400
	7.4	Number of cylinders/displacement	(-) / (in <sup>3</sup> )	4/126	4/126	4/151.8	4/160
	7.10	Battery voltage/nominal capacity	V/Ah	12/60	12/60	12/60	12/90
		Rated torque	N·m/r/min	150/2000	150/2000	187/1600	171.5/1500
		Bore × stroke	in	3.5×3.3	3.5×3.3	3.5×3.9	3.4×4.3
		Transmissions Manufacturer		HANGCHA	HANGCHA	HANGCHA	HANGCHA
		Transmissions Type		Powershift	Powershift	Powershift	Powershift
	Stage FWD/RVS		1/1	1/1	1/1	1/1	
Addition data	10.1	Operating pressure for attachments	bar	145	145	175	175
	10.4	Fuel tank capacity	gal	7.4	7.4	10.6	10.6

Note: \*With suspension seat or cabin  
\* As a calculated value

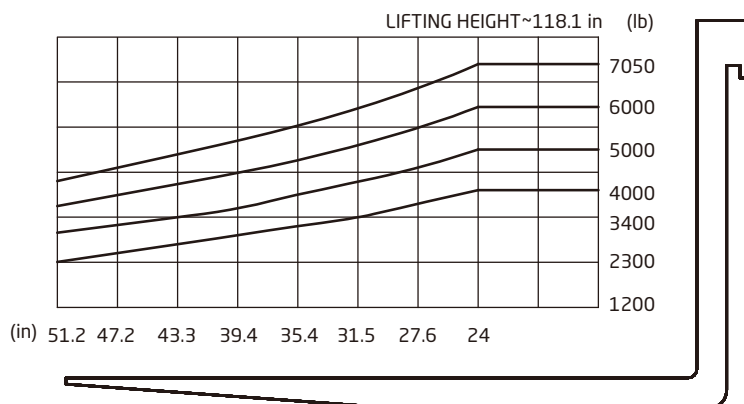
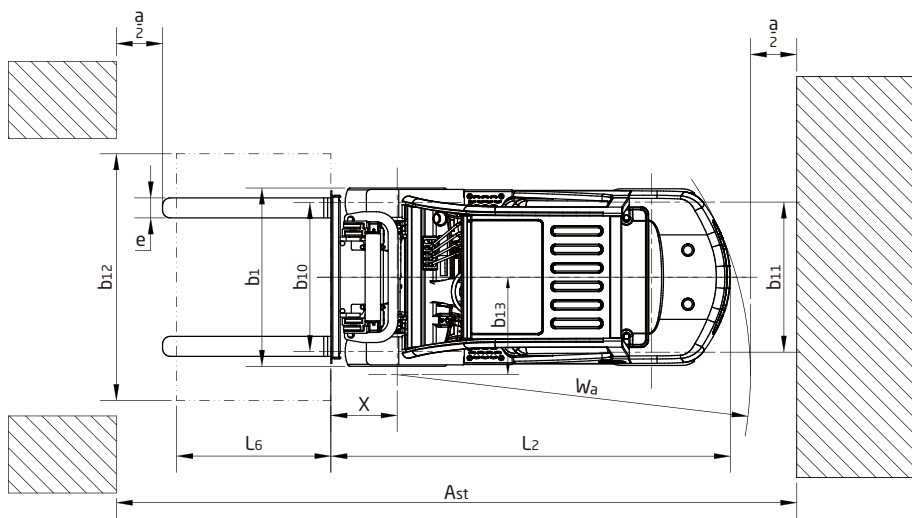
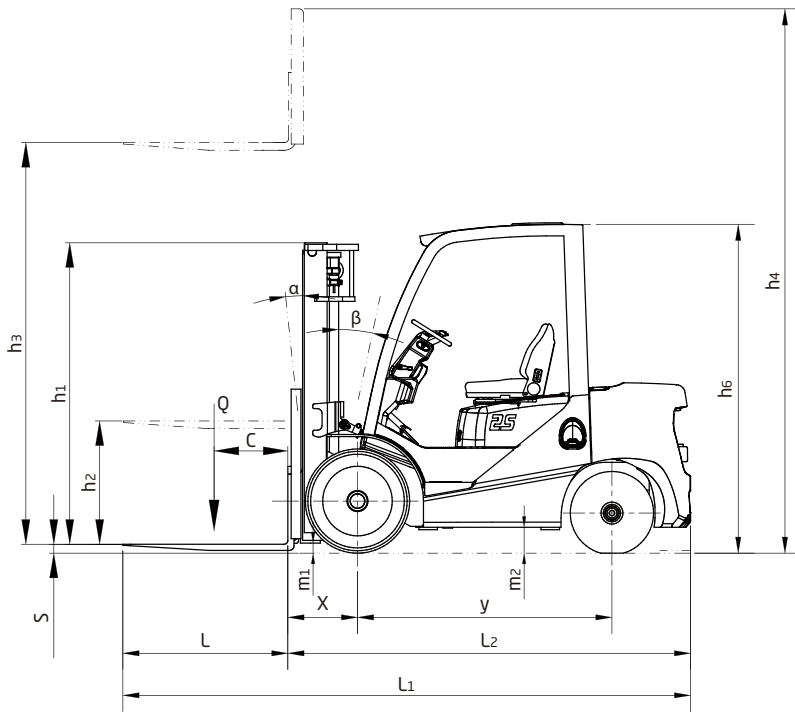
HANGCHA GROUP CO.,LTD.

FP25	FD25	FP30	FD30	FP35	FD35
CPYD25-XW71F	CPCD25-XW97F	CPYD30-XW71F	CPCD30-XW97F	CPYD35-XW71F	CPCD35-XW97F
LPG	Diesel	LPG	Diesel	LPG	Diesel
5000	5000	6000	6000	7000	7000
24	24	24	24	24	24
18.3	18.3	18.9	18.9	19.1	19.1
19.3	19.3	21.7	21.7	24.2	24.2
65.0	65.0	66.9	66.9	66.9	66.9
8283	8283	9570	9570	10351	10351
12045/1738	12045/1738	14190/1980	14190/1980	15961/2090	15961/2090
3432/4851	3432/4851	3850/5720	3850/5720	3784/6567	3784/6567
7.00-12-12PR	7.00-12-12PR	28×9-15-14PR	28×9-15-14PR	28×9-15-14PR	28×9-15-14PR
6.00-9-10PR	6.00-9-10PR	6.50-10-10PR	6.50-10-10PR	6.50-10-10PR	6.50-10-10PR
38.0	38.0	39.6	39.6	39.6	39.6
38.3	38.3	38.4	38.4	38.4	38.4
6/12	6/12	6/12	6/12	6/12	6/12
80.1	80.1	80.7	80.7	85.2	85.2
5.5	5.5	5.7	5.7	5.7	5.7
118.1	118.1	118.1	118.1	118.1	118.1
159.3	159.3	163.2	163.2	163.2	163.2
84.1(87.2*)	84.1 (87.2*)	84.6(87.8*)	84.6 (87.8*)	84.6(87.8*)	84.6 (87.8*)
102.6	102.6	107.5	107.5	110.2	110.2
45.5	45.5	48.2	48.2	48.2	48.2
1.6×4.8×42	1.6×4.8×42	1.8×4.8×42	1.8×4.8×42	2.0×4.8×42	2.0×4.8×42
4.5	4.5	5.1	5.1	5.1	5.1
5.9	5.9	6.5	6.5	6.5	6.5
88.4	88.4	92.7	92.7	95.1	95.1
106.7	106.7	111.6	111.6	114.2	114.2
(-/11.8)	(-/11.5)	(-/11.1)	(-/11.5)	(-/11.1)	(-/11.5)
110.2/-	118/-	88.6/-	98/-	75.8/-	87/-
98.4/-	98/-	98.4/-	98/-	98.4/-	98/-
(4720/-)	4388/-	(4946/-)	4613/-	(4946/-)	4613/-
(28/-)	(23/-)	(25/-)	(20/-)	(22/-)	(20/-)
GCT/GK25LPG CERT	KUBOTA V2607-CR-E5B	GCT/GK25LPG CERT	KUBOTA V2607-CR-E5B	GCT/GK25LPG CERT	KUBOTA V2607-CR-E5B
EPA/CARB Tier 2	EPA/CARB Tier4 F	EPA/CARB Tier 2	EPA/CARB Tier4 F	EPA/CARB Tier 2	EPA/CARB Tier4 F
61	50.2	61	50.2	61	50.2
2700	2400	2700	2400	2700	2400
4/151.8	4/160	4/151.8	4/160	4/151.8	4/160
12/60	12/90	12/60	12/90	12/60	12/90
187/1600	171.5/1500	187/1600	171.5/1500	187/1600	171.5/1500
3.5x3.9	3.4×4.3	3.5x3.9	3.4×4.3	3.5x3.9	3.4×4.3
HANGCHA	HANGCHA	HANGCHA	HANGCHA	HANGCHA	HANGCHA
Powershift	Powershift	Powershift	Powershift	Powershift	Powershift
1/1	1/1	1/1	1/1	1/1	1/1
175	175	175	175	175	175
10.6	10.6	10.6	10.6	10.6	10.6

# XF series 4,000~7,000 lb forklift specification

		HANGCHA GROUP CO.,LTD.					
		FPG20B	FPG25B	FPG30B	FPG35B		
Distinguishing mark	1.1	Manufacturer	HANGCHA GROUP CO.,LTD.				
		HCFA Model	FPG20B	FPG25B	FPG30B	FPG35B	
	1.2	Manufacturer's type designation	CPQYD20-XW72B	CPQYD25-XW72B	CPQYD30-XW72B	CPQYD35-XW72B	
	1.3	Drive: electric (battery or mains), diesel, petrol, fuel gas	(LPG)/(GASOLINE)	(LPG)/(GASOLINE)	(LPG)/(GASOLINE)	(LPG)/(GASOLINE)	
	1.5	Rated capacity/rated load	Q (lb)	4000	5000	6000	7000
	1.6	Load centre distance	c (in)	24	24	24	24
	1.8	Load distance, centre of drive axle to fork	x (in)	18.3	18.3	18.9	19.1
		Rear overhang	in	16.3	19.3	21.7	24.2
	1.9	Wheelbase	y (in)	65.0	65.0	66.9	66.9
Weight	2.1	Service Weight	lb	7491	8283	9570	10351
	2.2	Axle loading, laden front/rear	lb	10351/1540	12045/1738	14190/1980	15961/2090
	2.3	Axle loading, unladen front/rear	lb	3542/3949	3432/4851	3850/5720	3784/6567
Tyres, chassis	3.2	Tyre size, front		7.00-12-12PR	7.00-12-12PR	28×9-15-14PR	28×9-15-14PR
	3.3	Tyre size, rear		6.00-9-10PR	6.00-9-10PR	6.50-10-10PR	6.50-10-10PR
	3.6	Tread, front	b <sub>10</sub> (in)	38.0	38.0	39.6	39.6
	3.7	Tread, rear	b <sub>11</sub> (in)	38.3	38.3	38.4	38.4
Dimensions	4.1	Tilt of mast/fork carriage forward/backward	α/β(°)	6/12	6/12	6/12	6/12
	4.2	Height, mast lowered	h <sub>1</sub> (in)	80.1	80.1	80.7	85.2
	4.3	Free lift	h <sub>2</sub> (in)	5.5	5.5	5.7	5.7
	4.4	Lift	h <sub>3</sub> (in)	118.1	118.1	118.1	118.1
	4.5	Height, mast extended	h <sub>4</sub> (in)	159.3	159.3	163.2	163.2
	4.7	Height of overhead guard (cabin)	h <sub>6</sub> (in)	84.1(87.2*)	84.1 (87.2*)	84.6 (87.8*)	84.6 (87.8*)
	4.20	Length to face of forks	l <sub>2</sub> (in)	99.6	102.6	107.5	110.2
	4.21	Overall width	b <sub>1</sub> (in)	45.5	45.5	48.2	48.2
	4.22	Fork dimensions ISO 2331	s/e/l (in)	1.6×4.8×42	1.6×4.8×42	1.8×4.8×42	2.0×4.8×42
	4.31	Ground clearance, laden, below mast	m <sub>1</sub> (in)	4.5	4.5	5.1	5.1
	4.32	Ground clearance, centre of wheelbase	m <sub>2</sub> (in)	5.9	5.9	6.5	6.5
	4.35	Turning radius	W <sub>a</sub> (in)	85.8	88.4	92.7	95.1
		*Min. right angle stacking aisle width (Add load length and clearance)*	in	104.1	106.7	111.6	114.2
Performance data	5.1	Travel speed, laden/unladen	mph	(-/11.8)	(-/11.8)	(-/11.1)	(-/11.1)
	5.2	Lift speed, laden/unladen	ft/min	110.2/-	110.2/-	88.6/-	75.8/-
	5.3	Lowering speed, laden/unladen	ft/min	98.4/-	98.4/-	98.4/-	98.4/-
	5.5	Drawbar pull, laden/unladen	lbf	(4720/-)	(4720/-)	(4946/-)	(4946/-)
	5.7	Gradeability, laden/unladen*	%	(33/-)	(28/-)	(25/-)	(22/-)
Combustion-engine	7.1	Engine manufacturer/type		GCT/GK25 DUAL	GCT/GK25 DUAL	GCT/GK25 DUAL	GCT/GK25 DUAL
		Emission STD		EPA Tier 2	EPA Tier 2	EPA Tier 2	EPA Tier 2
	7.2	Engine power	HP	(61.9)/(60.5)	(61.9)/(60.5)	(61.9)/(60.5)	(61.9)/(60.5)
	7.3	Rated speed	r/min	2700	2700	2700	2700
	7.4	Number of cylinders/displacement	(-) / (in <sup>3</sup> )	4/151.8	4/151.8	4/151.8	4/151.8
	7.10	Battery voltage/nominal capacity	V/Ah	12/60	12/60	12/60	12/60
		Rated torque	N·m/r/min	(186/1600)/(175/1600)	(186/1600)/(175/1600)	(186/1600)/(175/1600)	(186/1600)/(175/1600)
		Bore × stroke	in	3.5×3.9	3.5×3.9	3.5×3.9	3.5×3.9
		Transmissions Manufacturer		OKAMURA	OKAMURA	OKAMURA	OKAMURA
		Transmissions Type		Powershift	Powershift	Powershift	Powershift
	Stage FWD/RVS		1/1	1/1	1/1	1/1	
Addition data	10.1	Operating pressure for attachments	bar	175	175	175	175
	10.4	Fuel tank capacity	gal	10.6	10.6	10.6	10.6

Note: \*With suspension seat or cabin  
\* As a calculated value



## 3,000~3,500 lb XF series mast: (pneumatic)

Type	Model	Max. fork height	Overall height				Free lift		Front Overhang		Tilt range		Capacity			
			Lowered	Extended		Without backrest	With backrest	3000lb	3500lb	FWD	BWD	Load capacity at 24in				
				Without backrest	With backrest							Single tire		Dual tire		
			in	in	in	in	in	in	in	in	(°)	(°)	3000lb	3500lb	3000lb	3500lb
Wide view mast	X15M330	129.9	84.4	152.2	167.5	6.1	6.1	15.9	16.1	6	12	3000	3500	3000	3500	
	X15M350	137.8	88.4	160.0	175.4	6.1	6.1	15.9	16.1	6	12	3000	3500	3000	3500	
Wide view full free duplex mast	X15U300	118.1	79.1	141.3	155.5	56.1	41.9	15.9	16.1	6	12	3000	3500	3000	3500	
	X15U330	129.9	85.0	153.0	167.1	62.0	47.8	15.9	16.1	6	12	3000	3500	3000	3500	
	X15U350	137.8	89.0	160.8	175.0	65.9	51.8	15.9	16.1	6	12	3000	3500	3000	3500	
Wide view full free triplex mast	X15N430	169.3	81.5	196.1	206.9	55.1	44.3	16.5	16.7	6	6	2700	3000	2700	3100	
	X15N450	177.2	83.5	202.0	214.8	59.1	46.3	16.5	16.7	6	6	2600	2900	2600	3000	
	X15N470	185.0	85.4	211.8	226.4	62.4	48.2	16.5	16.7	6	6	2500	2800	2500	2900	
	X15N500	196.9	89.4	220.3	234.4	66.3	52.2	16.5	16.7	6	6	2400	2700	2500	2900	
	X15N550	216.5	97.2	240.0	254.1	74.2	60.0	16.5	16.7	3	6	1900	2100	2300	2600	

With sideshifter minus 300lb,with integral sideshifter minus 200lb.

## 4,000~5,000 lb XF series mast: (pneumatic)

Type	Model	Max. fork height	Overall height				Free lift		Front Overhang		Tilt range		Capacity			
			Lowered	Extended		Without backrest	With backrest	4000lb	5000lb	FWD	BWD	Load capacity at 24in				
				Without backrest	With backrest							Single tire		Dual tire		
			in	in	in	in	in	in	in	in	(°)	(°)	4000lb	5000lb	4000lb	5000lb
Wide view mast	X25M330	129.9	86.0	155.9	171.1	5.5	5.5	18.3		6	12	4000	5000	4000	5000	
	X25M350	137.8	90.0	163.8	178.9	5.5	5.5	18.3		6	12	4000	5000	4000	5000	
Wide view full free duplex mast	X25U300	118.1	79.1	144.9	159.3	52.4	37.8	18.3		6	12	4000	5000	4000	5000	
	X25U330	129.9	85.0	156.7	171.1	58.3	43.7	18.3		6	12	4000	5000	4000	5000	
	X25U350	137.8	89.0	164.6	178.9	62.2	47.6	18.3		6	12	4000	5000	4000	5000	
Wide view full free triplex mast	X25N430	169.3	82.7	196.9	210.4	55.1	41.5	18.9		6	6	3800	4800	3900	4900	
	X25N450	177.2	84.6	205.9	220.3	57.9	43.5	18.9		6	6	3700	4600	3700	4600	
	X25N470	185.0	86.6	211.8	226.2	59.8	45.5	18.9		6	6	3600	4500	3600	4600	
	X25N500	196.9	90.6	223.6	238.0	63.8	49.4	18.9		6	6	3400	3800	3600	4200	
	X25N550	216.5	98.4	243.3	257.7	71.7	57.3	18.9		3	6	2900	3200	3200	3800	

With sideshifter minus 330 lb,with integral sideshifter minus 220 lb.

## 6,000~7,000 lb XF series mast: (pneumatic)

Type	Model	Max. fork height	Overall height				Free lift				Front Overhang		Tilt range		Capacity					
			Lowered (in)		Extended		Without backrest		With backrest		6000lb		7000lb		FWD	BWD	Load capacity at 24in			
			6000lb	7000lb	6000lb	7000lb	6000lb	7000lb	6000lb	7000lb	6000lb	7000lb	Single tire				Dual tire			
			in	in	in	in	in	in	in	in	in	in	in	in	in	in	in	(°)	(°)	6000lb
Wide view mast	X30/35M330	129.9	86.6	91.1	158.9	162.0	175.0	175.0	5.7	5.7	5.7	5.7	18.9	19.1	6	12	6000	7000	6000	7000
	X30/35M350	137.8	90.6	95.1	166.7	169.9	182.9	182.9	5.7	5.7	5.7	5.7	18.9	19.1	6	12	6000	7000	6000	7000
Wide view full free duplex mast	X30/35U300	118.1	81.9	85.8	147.8	150.8	163.2	163.2	52.2	53.1	36.8	40.7	18.9	18.9	6	12	6000	7000	6000	7000
	X30/35U330	129.9	87.8	91.7	159.6	162.6	175.0	175.0	58.1	59.1	42.7	50.6	18.9	18.9	6	12	6000	7000	6000	7000
	X30/35U350	137.8	91.7	95.7	167.5	170.5	182.9	182.9	62.0	63.0	46.7	54.5	18.9	18.9	6	12	6000	7000	6000	7000
Wide view full free triplex mast	X30/3N430	169.3	83.3	87.2	199.0	202.0	214.4	214.4	53.5	54.5	38.2	42.1	19.5	19.5	6	6	6000	7000	6000	7000
	X30/3N450	177.2	85.2	89.2	208.9	211.8	224.2	224.2	55.5	56.5	40.2	44.1	19.5	19.5	6	6	6000	6800	6000	7000
	X30/3N470	185.0	87.2	91.1	214.8	217.7	232.1	232.1	57.5	58.5	42.1	46.1	19.5	19.5	6	6	5600	6600	5800	6700
	X30/3N500	196.9	91.1	95.1	226.6	229.5	241.9	241.9	61.4	62.4	46.1	50.0	19.5	19.5	6	6	5200	5900	5300	5800
	X30/3N550	216.5	99.0	101.0	246.3	249.2	261.6	261.6	69.3	68.3	53.9	55.9	19.5	19.5	3	6	4500	4600	4800	5300

With sideshifter minus 440 lb,with integral sideshifter minus 220 lb.

## XF series Wide view mast

	Model	Max. fork height	Lowered height	Extended with backrest	Extended without backrest	Free lift with backrest	Free lift without backrest
		inch	inch	inch	inch	inch	inch
<b>4000-5000lbs</b>	X25D400-000000-000	157	80	199	185	39	53
	X25D450-000000-000	177	86	219	204	45	59
	X25D470-000000-000	185	89	227	212	48	62
	X25D500-000000-000	197	93	238	224	52	66
	X25D550-000000-000	217	101	258	245	60	75
<b>6000lbs</b>	X30D400-000000-000	157	80	203	187	35	51
	X30D450-000000-000	177	87	223	207	42	57
	X30D470-000000-000	185	89	230	215	44	60
	X30D500-000000-000	197	93	242	227	49	64
	X30D550-000000-000	217	102	262	247	57	72
<b>7000lbs</b>	X35D400-000000-000	157	82	203	190	37	50
	X35D450-000000-000	177	89	223	210	44	57
	X35D470-000000-000	185	92	230	218	47	59
	X35D500-000000-000	197	96	242	230	51	63
	X35D550-000000-000	217	102	262	250	57	70

# Environment/ Efficiency/ Economy









**HANGCHA FORKLIFT CANADA INC.**

**Company address:**

6-980 Rue Valois, Vaudreuil-Dorion,  
QC, J7V 8P2, Canada

Toll Free: 877-319-HCFC (4232)

Landline: 450-319-HCFC

info@hcforkliftcanada.com  
www.hcforkliftcanada.com



ISO14001:2015



ISO9001:2015



Follow us on  
Facebook



Follow us on  
YouTube



Follow us on  
WeChat



Download "Hangcha  
Forklift" App

HANGCHA GROUP CO., LTD. reserves the right to make any changes without notice concerning colors, equipment, or specifications detailed in this brochure, or to discontinue individual models. The colors of trucks, delivered may differ slightly from those in brochures.